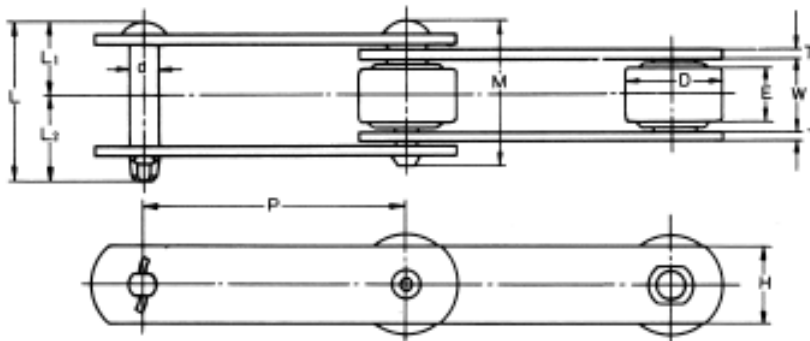


标准输送机链

● HR 套筒式滚子链(R 型)

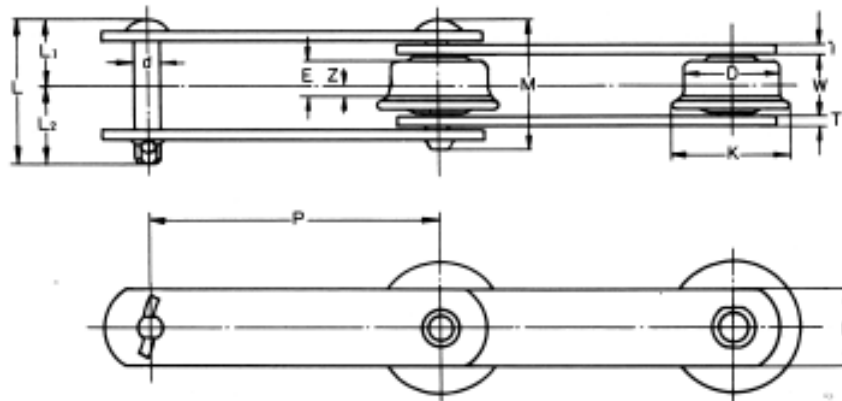


HR 套筒式滚子链(R 型)尺寸图

● HR 套筒式滚子链(R 型)的尺寸和强度

链号	平均节距 P (mm)	许用负载 P (kg)	平均极限 强度 (kg)	重量 (kg/m)	滚子		滚子链节 内宽 W (mm)	销轴			联接板			
					外径 D (mm)	滚面宽度 E (mm)		外径 d (mm)	R.P 长度 M (mm)	C.P 长度(mm)			高度 H (mm)	厚度 T (mm)
							L			L ₁	L ₂			
HR-10105-R	101.6	500	5,500	4.3	38.1	19.0	22.2	9.5	47.5	51.0	23.8	27.2	25.4	4.8
HR-10108-R	101.6	850	8,000	6.7	44.5	23.0	27.0	11.1	59.0	64.5	29.5	35.0	28.6	6.3
HR-10113-R	101.6	1,450	13,500	10.4	44.5	27.0	30.9	15.9	72.7	81.5	36.4	45.1	38.1	7.9
HR-15208-R	152.4	850	8,000	7.8	50.8	26.0	30.0	11.1	62.8	68.0	31.4	36.6	38.1	6.3
HR-15215-R	152.4	1,650	19,000	12.1	57.2	32.0	37.1	15.8	80.0	87.5	40.0	47.5	44.5	7.9
HR-15219-R	152.4	2,100	25,000	17.1	70.0	32.5	27.1	18.9	88.5	97.5	44.5	53.0	50.8	9.5
HR-10011-R	100	1,050	11,500	9.8	50.0	26.7	30.0	14.3	64.4	70.0	32.2	37.8	38.1	6.3
HR-15001-R	150	1,050	11,500	8.1	50.0	26.7	30.0	14.3	64.4	70.0	32.2	37.8	38.1	6.3
HR-20015-R	200	1,650	19,000	11.4	65.0	32.0	37.1	15.8	80.0	87.5	40.0	47.5	44.5	7.9
HR-20019-R	200	2,600	25,000	18.8	80.0	44.0	51.4	18.9	103.0	115.5	51.5	60.0	50.8	9.5
HR-25015-R	250	1,650	19,000	10.3	65.0	32.0	37.1	15.8	80.0	87.5	40.0	47.5	44.5	7.9
HR-25019-R	250	2,600	25,000	16.3	80.0	44.0	51.4	18.9	103.0	111.5	51.5	60.0	50.8	9.5
HR-25026-R	250	3,350	31,000	27.1	100.0	50.0	57.2	22.1	-	119.6	55.3	64.3	63.5	9.5
HR-30019-R	300	2,600	25,000	15.0	80.0	44.0	51.4	18.9	103.0	111.5	51.5	60.0	50.8	9.5
HR-30026-R	300	3,350	31,000	22.3	100.0	50.0	57.2	22.1	-	119.6	55.3	64.3	63.5	9.5
HR-30048-R	300	5,600	48,500	42.2	125.0	56.0	66.7	25.4	-	143.5	67.5	76.0	76.2	12.7
HR-30054-R	300	7,500	54,000	52.2	140.0	65.0	77.0	31.8	-	169.5	81.5	88.0	76.2	16.0
HR-45026-R	450	3,350	31,000	18.0	100.0	50.0	57.2	22.1	-	119.6	55.3	64.3	63.5	9.5
HR-45048-R	450	5,600	48,500	30.7	125.0	56.0	66.7	25.4	-	143.5	67.5	76.0	76.2	12.7
HR-45054-R	450	7,500	54,000	37.5	140.0	65.0	77.0	31.8	-	169.5	81.5	88.0	76.2	16.0
HR-60048-R	600	5,600	48,500	26.9	125.0	56.0	66.7	25.4	-	143.5	67.5	76.0	76.2	12.7
HR-60054-R	600	7,500	54,000	32.9	140.0	65.0	77.0	31.8	-	169.5	81.5	88.0	76.2	16.0

● HR 套筒式滚子链(F 型)

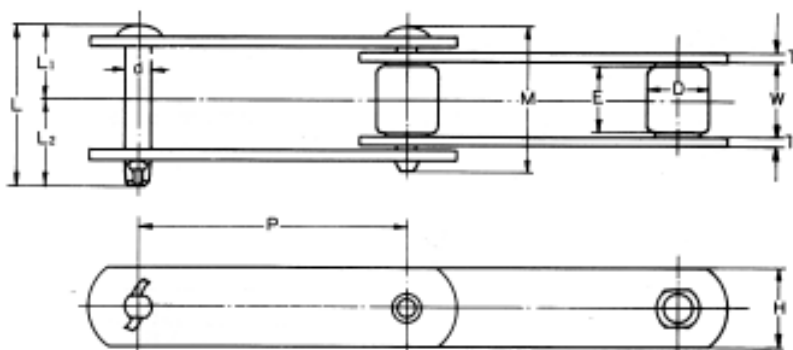


HR 套筒式滚子链(F 型)尺寸图

● HR 套筒式滚子链(F 型)的尺寸和强度

链号	平均节距 P (mm)	许用负载 P (kg)	平均极限 强度 (kg)	重量 (kg/m)	滚子				滚子链节	销轴			联接板			
					外径 D (mm)	链节内宽 K (mm)	滚面宽度 E (mm)	Z (mm)	内宽 W (mm)	外径 d (mm)	R.P 长度 M (mm)	C.P 长度(mm)			高度 H (mm)	厚度 T (mm)
												L	L ₁	L ₂		
HR-10108-F	101.6	850	8,000	7.2	44.5	55	18	6.5	27.0	11.1	59.0	64.5	29.5	35.0	28.6	6.3
(HR-10108-F)	(101.6)	(850)	(8,000)	(7.5)	(44.5)	(60)	(20)	(7.0)	(30.0)	(11.1)	(62.8)	(68.0)	(31.4)	(36.6)	(28.6)	(6.3)
HR-10113-F	101.6	1,450	13,500	11.0	44.5	60	20	7.0	30.9	15.9	72.7	81.5	36.5	45.0	38.1	7.9
HR-15208-F	152.4	850	8,000	8.0	50.8	65	20	7.0	30.0	11.1	62.8	68.0	31.4	36.6	38.1	6.3
HR-15215-F	152.4	1,650	19,000	12.4	57.2	75	25	9.0	37.1	15.8	80.0	87.5	40.0	47.5	44.5	7.9
HR-100111-F	100	1,050	11,500	10.0	50.0	65	20	7.0	30.0	14.3	64.4	70.0	32.2	37.8	38.1	6.3
HR-15011-F	150	1,050	11,500	8.1	50.0	65	20	7.0	30.0	14.3	64.4	70.0	32.2	37.8	38.1	6.3
HR-20015-F	200	1,650	19,000	12.4	65.0	85	24	8.0	37.1	15.8	64.4	87.5	40.0	47.5	44.5	7.9
HR-20019-F	200	2,600	25,000	19.8	80.0	105	34	12.0	51.4	18.9	103.0	111.5	51.5	60.0	50.8	9.5
HR-25015-F	250	1,650	19,000	10.6	65.0	85	24	8.0	37.1	15.8	80.0	87.5	40.0	47.5	44.5	7.9
HR-25019-F	250	2,600	25,000	17.3	80.0	105	34	12.0	51.4	18.9	103.0	111.5	51.5	60.0	50.8	9.5
HR-25026-F	250	3,350	31,000	29.0	100.0	130	38	13.0	57.2	22.1	-	119.6	55.3	64.3	63.5	9.5
HR-30019-F	300	2,600	25,000	15.7	80.0	105	34	12.0	51.4	18.9	103.0	111.5	51.5	60.0	50.8	9.5
HR-30026-F	300	3,350	31,000	23.6	100.0	130	38	13.0	57.2	22.1	-	119.6	55.3	64.3	63.5	9.5
HR-30048-F	300	5,600	48,500	45.0	125.0	160	42	14.0	66.7	25.4	-	143.5	67.5	76.0	76.2	12.7
HR-30054-F	300	7,500	54,000	48.0	140.0	180	49	16.5	77.0	31.8	-	169.5	81.5	88.0	76.2	16.0
HR-45026-F	450	3,500	31,000	18.9	100.0	130	38	13.0	57.2	22.1	-	119.6	55.3	64.3	63.5	9.5
HR-45048-F	450	5,600	48,500	31.9	125.0	160	42	14.0	66.7	25.4	-	143.5	67.5	76.0	76.2	12.7
HR-45054-F	450	7,500	54,000	39.3	140.0	180	49	16.5	77.0	31.8	-	169.5	81.5	88.0	76.2	16.0
HR-60048-F	600	5,600	48,500	27.8	125.0	160	42	14.0	66.7	25.4	-	143.5	67.5	76.0	76.2	12.7
HR-60054-F	600	7,500	54,000	34.3	140.0	180	49	16.5	77.0	31.8	-	169.5	81.5	88.0	76.2	16.0

● HR 套筒式滚子链(S 型)

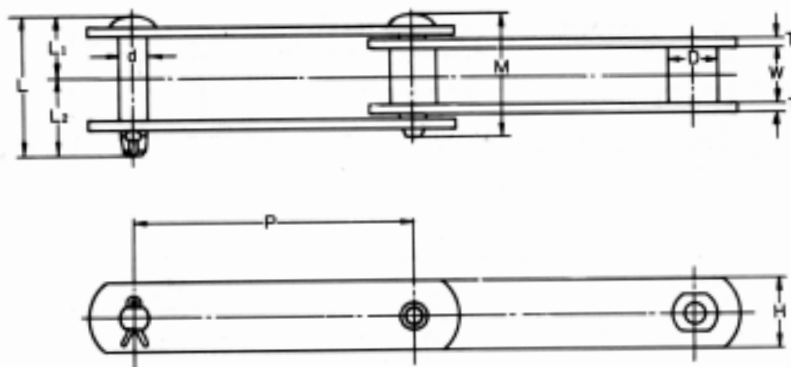


HR 套筒式滚子链(S 型)尺寸图

● HR 套筒式滚子链(S 型)的尺寸和强度

链号	平均节距 P (mm)	许用负载 P (kg)	平均极限 强度 (kg)	重量 (kg/m)	滚子		滚子链节 内宽 W (mm)	销轴			联接板			
					外径 D (mm)	滚面宽度 E (mm)		外径 d (mm)	R.P 长度 M (mm)	C.P 长度(mm)			高度 H (mm)	厚度 T (mm)
							L			L ₁	L ₂			
HR-6608-S	66.27	750	8,000	5.6	22	25.6	27.0	11.1	59.	64.5	29.5	35.0	28.6	6.3
HR-7813-S	78.11	1,450	13,500	10.4	31.8	35.5	36.5	15.9	78.3	86.6	39.2	47.4	38.1	7.9
HR-10105-S	101.6	500	5,500	3.0	20.6	21.7	22.2	9.5	47.5	51.0	23.8	27.2	25.4	4.8
HR-10108-S	101.6	850	8,000	4.6	22.2	25.6	27.0	11.1	59.0	64.5	29.5	35.0	28.6	6.3
HR-10113-S	101.6	1,450	13,500	8.7	31.8	30.1	30.9	15.9	72.7	81.5	36.4	45.1	38.1	7.9
HR-15208-S	152.4	850	8,000	6.0	25.4	29.0	30.2	11.1	62.8	68.5	31.4	36.6	38.1	6.3
HR-15215-S	152.4	1,650	19,000	9.3	34.9	35.7	37.1	15.8	80.0	87.5	40.0	47.5	44.5	7.9
HR-15219-S	100	2,100	25,000	12.6	39.7	35.7	37.1	18.9	88.5	97.5	4.5	53.0	50.8	9.5
HR-10011-S	150	1,050	11,500	6.8	29.0	29.2	30.0	14.3	64.4	70.0	32.2	37.8	38.1	6.3
HR-15011-S	200	1,050	11,500	5.5	29.0	29.2	30.0	14.3	64.4	70.0	32.2	37.8	28.1	6.3
HR-20015-S	200	1,650	19,000	8.4	34.9	35.7	37.1	15.8	80.0	87.5	40.0	47.5	44.5	7.9
HR-20019-S	200	2,600	25,000	12.0	39.7	49.7	51.4	18.9	103.0	111.5	51.5	60.0	50.8	9.5
HR-20026-S	200	3,350	31,000	16.5	44.5	55.5	57.2	22.1	-	119.6	55.3	64.3	63.5	9.5
HR-25015-S	250	1,650	19,000	7.8	34.9	35.7	37.1	15.8	80.0	87.5	40.0	47.5	44.5	7.9
HR-25019-S	250	2,600	25,000	11.1	39.7	49.7	51.4	18.9	103.0	111.5	51.5	60.0	50.8	9.5
HR-25026-S	250	3,350	31,000	14.7	44.5	55.5	57.2	22.1	-	119.6	55.3	64.3	63.5	9.5
HR-30019-S	300	2,600	25,000	10.5	39.7	49.7	51.4	18.9	103.0	111.5	51.5	60.0	50.8	9.5
HR-30026-S	300	3,350	31,000	13.8	44.5	55.5	57.2	22.1	-	119.6	55.3	64.3	63.5	9.5
HR-30048-S	300	5,600	48,500	22.9	50.8	64.9	66.7	25.4	-	143.5	67.5	76.0	76.2	12.7
HR-30054-S	450	7,500	54,000	29.7	57.2	75.1	77.0	31.8	-	169.5	81.5	88.0	76.2	16.0
HR-45026-S	450	3,350	31,000	13.8	44.5	55.5	57.2	22.2	-	119.6	55.3	64.3	63.5	9.5
HR-30048-S	450	5,600	48,500	20.2	50.8	64.9	66.7	25.4	-	143.5	67.5	76.0	76.2	12.7
HR-30054-S	450	7,500	54,000	26.2	57.2	75.1	77.0	31.8	-	169.5	81.5	88.0	76.2	16.0
HR-60048-S	600	5,600	48,500	19.0	50.8	64.9	66.7	25.4	-	143.5	67.5	76.0	76.2	12.7
HR-60054-S	600	7,500	54,000	24.2	57.2	75.1	77.0	31.8	-	169.5	81.5	68.0	76.2	16.0

● HB 套筒链



HR 套筒链尺寸图

● HR 套筒链的尺寸和强度

链号	平均节距 P (mm)	许用载荷 (kg)	平均极限 强度 (kg)	重量 (kg/m)	套筒			销轴			联接板		
					外径 D (mm)	内宽 W (mm)	外径 d (mm)	R.P长度 M (mm)	C.P长度(mm)			高度 H (mm)	厚度 T (mm)
									L	L ₁	L ₂		
HB-6608	66.27	750	8,000	5.6	22.2	27.0	11.1	59.0	29.5	29.5	35.0	28.6	6.3
HB-7811	78.11	1,300	14,000	10.3	31.8	36.5	14.30	77.5	85.0	38.7	46.3	38.1	7.9
HB-10105	101.6	500	5,500	2.9	18.2	22.2	9.54	47.7	51.2	23.9	27.3	25.4	4.8
HB-10316	103.2	2,250	19,000	15.1	44.5	44.5	19.10	89.5	97.5	44.5	53.0	50.8	7.9
HB-10007	100	600	7,500	3.6	20.0	22.2	11.10	48.6	53.4	24.2	29.2	31.8	4.8
HB-10011	100	1,050	11,500	6.7	25.4	30.0	14.30	64.4	70.0	32.2	37.8	38.1	6.3
HB-15011	150	1,050	11,500	5.7	25.4	30.0	14.30	64.4	70.0	32.2	37.8	38.1	6.3