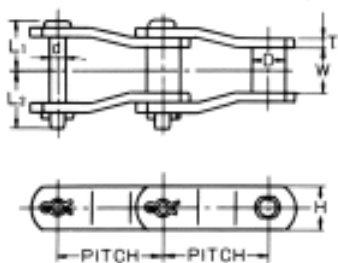
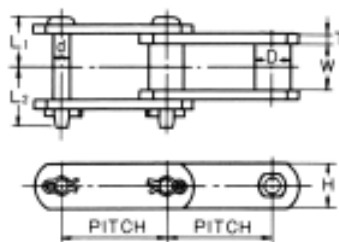


## 套筒链(主要适用于东方)



1 型链



2 型链

套筒链的尺寸图

### ●套筒链的尺寸和强度

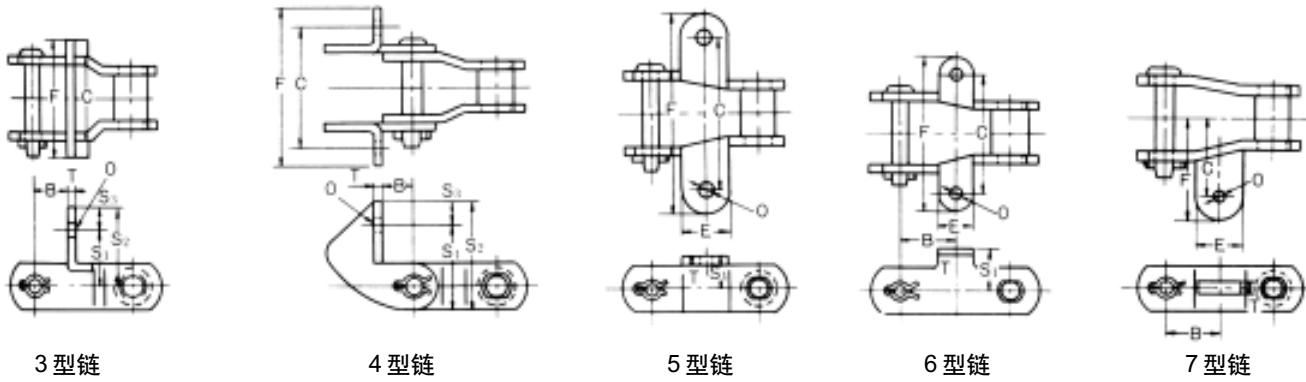
(mm)

链号	链型	节距		最小断裂强度(kg)	滚子		销轴			联接板		重量(kg/m)
		mm	in.		D	W	d	L <sub>1</sub>	L <sub>2</sub>	T	H	
SS234	2	66.27	2.609	5,200	22.58	27.0	11.32	31.0	35.0	6.3	28.6	5.8
SS488	1	66.27	2.609	8,000	22.58	28.6	11.10	31.9	37.1	6.3	28.6	5.9
SS488	2	66.27	2.609	8,000	22.58	28.6	11.10	31.9	37.1	6.3	28.6	5.4
SS4103	1	78.11	3.075	14,500	31.80	31.8	19.05	39.0	45.5	7.9	44.5	12.2
SS0340	1	101.60	4.000	14,500	36.50	41.3	15.88	45.1	49.2	7.9	44.5	10.9
SSH124	1	101.60	4.000	14,500	36.50	54.0	19.05	52.3	57.2	7.9	44.5	21.5

(in.)

链号	链型	节距		最小断裂强度(lbs)	滚子		销轴			联接板		重量(lbs/ft.)
		in.			D	W	d	L <sub>1</sub>	L <sub>2</sub>	T	H	
SS234	2	2.609		11,500	57/64	1-1/16	0.445	1-7/32	1-3/8	1/4	1-1/8	3.9
SS488	1	2.609		17,500	57/64	1-1/8	7/16	1-1/4	1-29/64	1/4	1-1/8	4.0
SS488	2	2.609		17,500	57/64	1-1/8	7/16	1-1/4	1-29/64	1/4	1-1/8	3.6
SS4103	1	3.075		32,000	1-1/4	1-1/4	3/4	1-17/32	1-51/64	5/16	1-3/4	8.2
SS0340	1	4.000		32,000	1-7/16	1-5/8	5/8	1-25/32	1-15/16	5/16	1-3/4	7.3
SSH124	1	4.000		32,000	1-7/16	2-1/8	3/4	2-1/16	2-1/4	5/16	1-3/4	14.4

● 套筒链的附件



附件的尺寸图

● 附件尺寸

附件号	链号	链型	尺寸 (mm)									重量 kg/m
			S <sub>1</sub>	S <sub>2</sub>	S <sub>3</sub>	B	C	F	E	O	T	
F2	SS488	3	35.0	50.0	15.0	24.0	51.6	75.0	-	9.5	6.0	8.4
	SS4103	4	80.0	101.5	21.5	28.0	114.3	151.5	-	13.5	7.9	23.6
	SSH124	4	70.0	95.0	25.0	30.1	136.0	166.0	-	12.0	7.9	21.5
K1	SS488	5	21.4	-	-	-	96.8	128.6	28.6	7.0	6.3	7.7
	SS0340	6	38.0	-	-	50.8	111.2	143.0	31.8	11.12	7.9	10.9
A22	SS488	7	-	-	-	33.13	48.4	64.3	28.4	7.2	9.5	6.3
A42	SS0340	7	-	-	-	50.8	63.5	79.4	38.1	12.7	9.4	12.8

附件号	链号	链型	尺寸 (in.)									重量 lbs/ft
			S <sub>1</sub>	S <sub>2</sub>	S <sub>3</sub>	B	C	F	E	O	T	
F2	SS488	3	1-3/8	1-31/32	19/32	15/16	2-1/32	2-61/64	-	3/8	15/64	5.6
	SS4103	4	3-5/32	4	27/32	1-7/64	4-1/2	5-31/32	-	17/32	5/16	15.9
	SSH124	4	2-3/4	3-47/64	63/64	1-3/16	5-23/64	6-17/32	-	15/32	5/16	14.4
K1	SS488	5	27/32	-	-	-	3-13/16	5-1/16	1-1/8	9/32	1/4	5.2
	SS0340	6	1-1/2	-	-	2	4-3/8	5-5/8	1-1/4	7/16	5/16	7.3
A22	SS488	7	-	-	-	1-5/16	1-29/32	2-17/32	1-1/8	9/32	3/8	4.2
A42	SS0340	7	-	-	-	2	2-1/2	3-1/8	1-1/2	1/2	3/8	8.6