
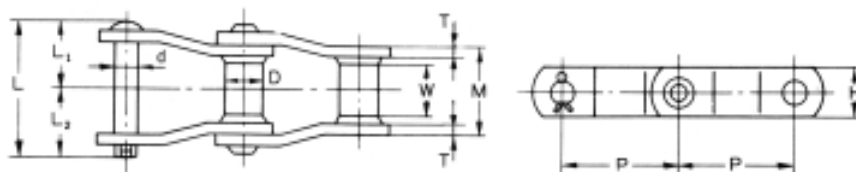


焊接链

这种链条用钢焊接而制成，尺寸与同链数的可锻铸链几乎相同。
 辊轮焊在联接板上。



偏移式焊接钢链



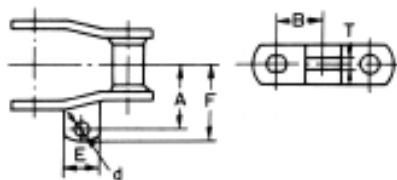
偏移式焊接钢链尺寸

● 偏移式焊接钢链的尺寸与强度：

链号	节距 P		许用载荷 (kg)	平均极限强度 (kg)	重量 (kg/m)	滚轮		套筒链节外宽 M (mm)	销轴			联接板		
	(mm)	(in)				外径 D (mm)	宽度 W (mm)		外径 d	长度(mm)			高度 H (mm)	厚度 T (mm)
										L	L ₁	L ₂		
WR78	66.27	2.609	1,350	10,800	5.9	22.2	28.4	51.0	12.70	79.7	38.0	41.7	28.6	6.3
WR78S	66.27	2.609	1,350	11,200	6.8	22.2	28.4	51.0	12.70	79.7	38.0	41.7	31.8	6.3
WR78	66.27	2.609	1,580	16,200	5.9	22.2	28.4	51.0	12.70	79.7	38.0	41.7	28.6	6.3
WR78H	66.27	2.609	1,700	18,000	9.0	22.2	28.4	57.4	14.30	94.2	45.0	49.2	31.8	9.5
WR78H	66.27	2.609	2,000	22,500	9.0	22.2	28.4	57.4	14.30	94.2	45.0	49.2	31.8	9.5
WR82	78.11	3.075	1,700	11,700	7.2	27.0	31.8	57.4	14.30	87.4	41.6	45.8	31.8	6.3
WR82	78.11	3.075	2,000	18,000	7.2	27.0	31.8	57.4	14.30	87.4	41.6	45.8	31.8	6.3
WR82H	78.11	3.075	1,900	18,000	10.8	27.0	31.8	64.0	14.30	102.0	49.0	53.0	31.8	9.5
WR82H	78.11	3.075	2,200	22,500	10.8	27.0	31.8	64.0	14.30	102.0	49.0	53.0	31.8	9.5
WR124	101.60	4.000	2,800	20,700	12.1	36.5	41.2	71.6	19.05	113.2	53.7	59.5	38.1	9.5
WH124	101.60	4.000	3,300	27,000	12.1	36.5	41.2	71.6	19.05	113.2	53.7	59.5	38.1	9.5
WR111	120.90	4.760	3,400	20,700	12.6	36.5	57.2	86.5	19.05	127.7	61.0	66.7	38.1	9.5
WH111	120.90	4.760	4,000	27,000	12.6	36.5	57.2	86.5	19.05	127.7	61.0	66.7	38.1	9.5
WR106	152.40	6.000	3,000	20,700	9.4	31.8	41.2	72.3	19.05	113.4	53.8	59.6	38.1	9.5
WH132	153.67	6.050	6,800	45,000	19.7	41.3	76.2	111.8	25.40	167.0	80.4	86.6	50.8	12.7
WR132	153.67	6.050	5,900	37,800	19.7	41.3	76.2	111.8	25.40	167.0	80.4	86.6	50.8	12.7
WH150	153.67	6.050	8,500	56,800	26.0	44.5	76.2	111.8	25.40	167.3	79.2	88.1	63.5	12.7
WR157	153.67	6.050	9,800	65,900	31.0	44.5	76.2	117.6	28.58	180.0	85.5	94.5	63.5	12.7

● 附件 A22 尺寸

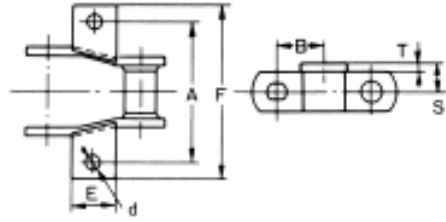
链号	A	B	d	F	E	T	重量 (kg/m)
WR78	47.6	33.2	10.4	63.5	25.4	9.5	7.3
WR132	95.3	76.8	20.6	116.7	50.8	12.7	22.0



附件 A22 的尺寸图

●附件 K1 尺寸

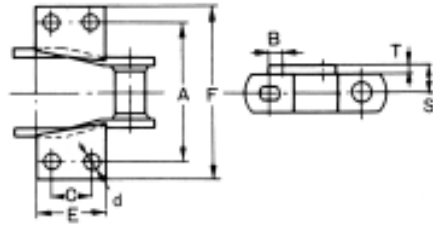
链号	A	B	S	d	F	E	T	重量 (kg/m)
WR78	101.6	31.8	20.6	10.4	127	31.8	6.3	8.2
WR82	106.4	38.1	22.2	10.4	140	44.5	6.3	10.7



附件 K1 的尺寸图

●附件 K2 尺寸

链号	A	B	S	d	C	F	E	T	重量 (kg/m)
WR78	101.6	10.3	20.6	10.4	28.6	127	50.8	6.3	9.4
WR82	108.0	19.0	22.2	10.4	33.3	136	57.0	6.3	11.3
WR110	135.0	54.0	28.6	10.4	44.5	165	76.0	9.5	12.7
WR111	159.0	31.4	28.6	13.0	58.5	190	89.0	9.5	18.5
WR124	133.0	22.2	28.6	10.4	49.2	162	76.0	9.5	17.4
WR132	190.5	41.3	38.1	13.0	69.8	233	106.0	12.7	28.7

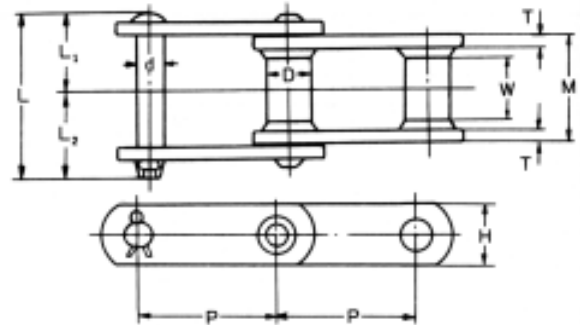


附件 K2 的尺寸图

直式焊接钢链



直式焊接钢链



直式焊接钢链的尺寸图

●直式焊接钢链的尺寸与强度

链号	节距 P		许用 载荷 (kg)	平均极 限强度 (kg)	重量 (kg/m)	滚轮		套筒链 节外宽 M (mm)	销轴				联接板	
	(mm)	(in)				外径 D (mm)	宽度 W (mm)		外径 d	长度(mm)			高度 H (mm)	厚度 T (mm)
										L	L1	L2		
WRC188	66.27	2.609	1,350	10,800	5.5	22.2	23.8	51.0	12.7	76.2	35.9	40.3	28.6	6.3
WHC188	66.27	2.609	1,580	16,200	5.5	22.2	23.8	51.0	12.7	76.2	35.9	40.3	28.6	6.3
WRC78	66.27	2.609	1,350	10,800	5.9	22.2	28.4	51.0	12.7	79.6	38.0	41.7	28.6	6.3
WHC78	66.27	2.609	1,580	16,200	5.9	22.2	28.4	51.0	12.7	79.6	38.0	41.7	28.6	6.3
WRC82	78.11	3.075	1,700	11,700	8.1	27.0	31.8	57.4	14.3	87.4	41.6	45.8	31.8	6.3
WHC82	78.11	3.075	2,000	18,000	8.1	27.0	31.8	57.4	14.3	87.4	41.6	45.8	31.8	6.3
WRC131	78.11	3.075	2,200	20,700	10.0	28.6	31.8	61.4	15.88	101.0	47.2	53.8	38.1	9.5
WHC131	78.11	3.075	2,600	27,000	10.0	28.6	31.8	61.4	15.88	101.0	47.2	53.8	38.1	9.5
WRC124	101.60	4.000	2,800	20,700	12.5	36.5	41.2	71.6	19.05	113.2	53.7	59.5	38.1	9.5
WHC124	101.60	4.000	3,300	27,000	12.5	36.5	41.2	71.6	19.05	113.2	53.7	59.5	38.1	9.5
WRC111	120.90	4.760	3,400	20,700	12.4	36.5	57.2	86.5	19.05	127.7	61.0	66.7	38.1	9.5
WHC111	120.90	4.760	4,000	27,000	12.4	36.5	57.2	86.5	19.05	127.7	61.0	66.7	38.1	9.5
WRC106	152.40	6.000	3,000	20,700	10.3	31.8	41.2	72.3	19.05	113.4	53.8	59.6	38.1	9.5
WHC106	152.40	6.000	3,500	27,000	10.3	31.8	41.2	72.3	19.05	113.4	53.8	59.6	38.1	9.5
WRC132	153.67	6.050	5,900	37,800	20.0	41.3	76.2	111.8	25.40	167.0	80.4	86.6	50.8	12.7
WHC132	153.67	6.050	6,800	45,000	20.0	41.3	76.2	111.8	25.40	167.0	80.4	86.6	50.8	12.7

注：WRC 表示仅有销轴是经过热处理的，WHC 表示所有部件都是经过热处理的。